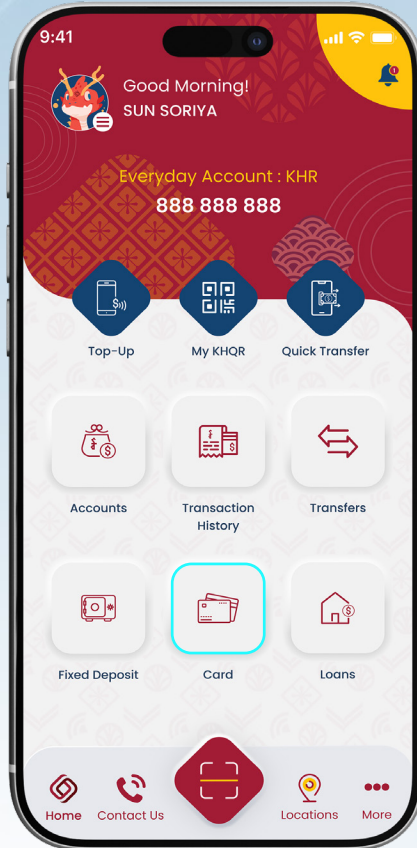
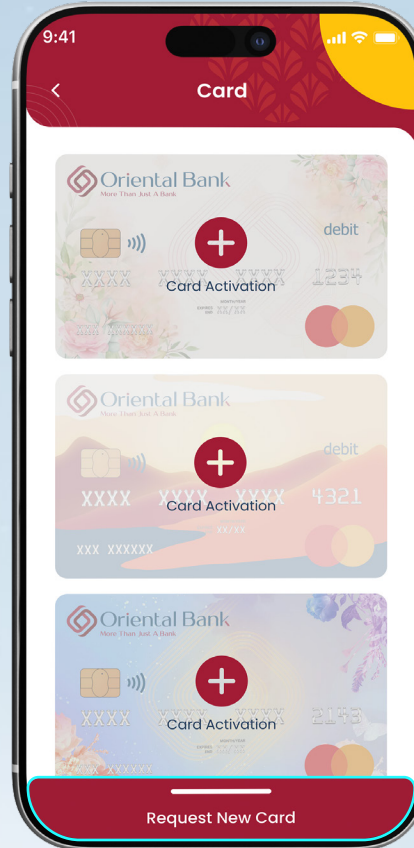


# How to apply Credit Card via oriental mobile app.



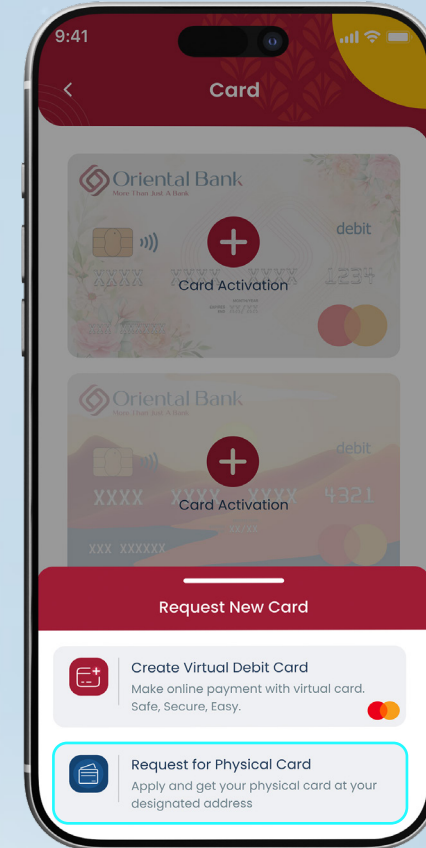
STEP 1

Go to the  
card function.



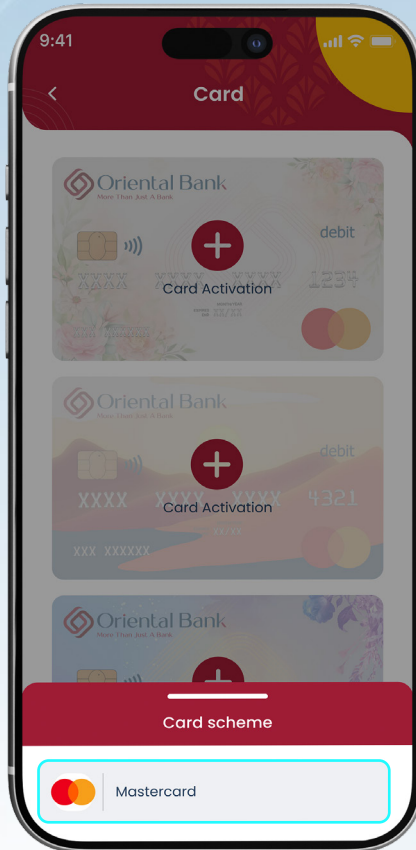
STEP 2

Tap on  
Request New Card.



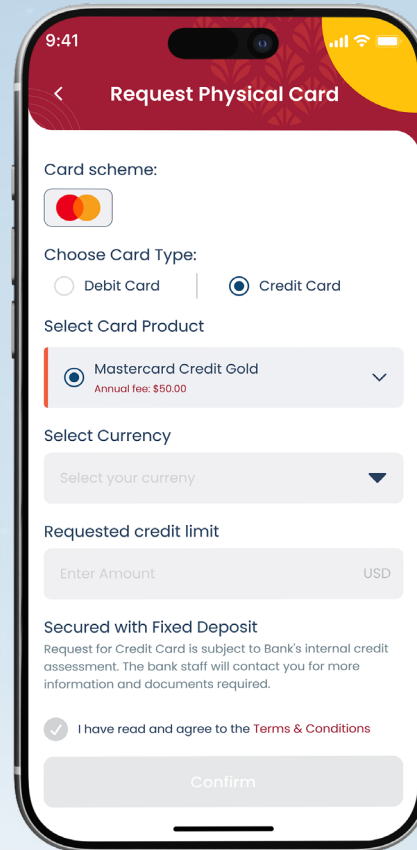
STEP 3

Choose  
Request for physical card.



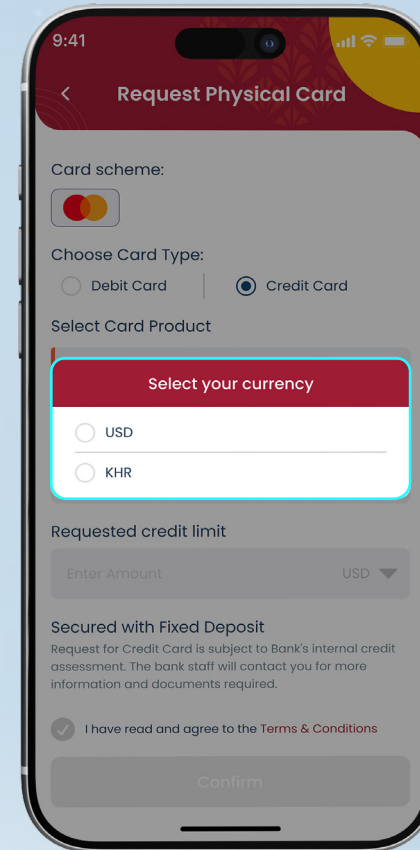
STEP 4

Tap on Mastercard.



STEP 5

Card type: Choose Credit Card and view card information fee and charge.



STEP 6

Select Currency (must be USD).

STEP 7

Enter the requested credit limit.

STEP 8

Please select Yes if you are secured with Fixed Deposit and Select No if you apply Unsecured Credit Card.

STEP 9

Select the tick on T&C.

9:41

< Confirmation PIN

Card scheme :	Mastercard Gold Credit card
Requested credit limit :	USD 2,000.00
Validity Period :	5 Years
Annual Fee :	USD 5.00
Issuance Fee :	USD 5.00
Phone Number :	012 457 789

Input Transaction PIN

□ □ □ □

1	2	3
4	5	6
7	8	9
.	0	<X>

STEP 10

Confirm with PIN  
transaction.

9:41

< Confirmation PIN

Card scheme :	Mastercard Gold Credit card
Requested credit limit :	USD 2,000.00
Validity Period :	5 Years
Annual Fee :	USD 5.00
Issuance Fee :	USD 5.00
Phone Number :	012 457 789

Input Transaction PIN

Success

● ● ● ●

1	2	3
4	5	6
7	8	9
.	0	<X>

STEP 11

Successfully



Our ORB staff will be contacted  
by customers for more info.